


MEDLET

OFFICIAL LETTER OF THE MEDITERRANEAN LEAGUE OF ANGIOLOGY AND
VASCULAR SURGER (MLAVS)

ISSN: 1450-2062
EDITOR: N. ANGELIDES



VOLUME 2, ISSUE 6, November 2015

**Founder and
Honorary President:**
Balas P. (Greece)
President:
Angelides N. (Cyprus)
Vice-Presidents:
Novo S (Italy)
Antignani L (Italy)
Liapis Ch.(Greece)
Cambisi C (Italy)
Secretary General:
Poredos P (Slovenia)
Associate Secretary:
Giannoukas Th (Greece)
Treasurer:
Hussein E. (Egypt)
Associate Treasurer:
Altarazi L (Syria)
**National
Representatives:**
Abid A (Tunisia)
Al-Kadoubi A (Lebanon)
Andreozzi G M (Italy)
Szendro G.(Israel)
Giannoukas A (Greece)
Mansillha A (Portugal)
Dhobb M (Morocco)
Elisseos C (Cyprus)
Altarazi L (Syria)
Henry M (France)
Hussein E (Egypt)
Kapedani E (Albania)

Cvjetko I (Croatia)
Blinc A. (Slovenia)
Miralles M. (Spain)
Aksoy M (Turkey)
Zdravkovic M (Serbia)
Bouayed M (Algeria)
Honorary Members:
Biasi G (Italy)
Boccalon H (France)
Clement D L (Belgium)
Castro Silva M. (Brazil)
Fernandes J (Portugal)
Gloviczki P (USA)
Greenhalgh R (UK)
Jacobson J (USA)
Lee B B (Korea)
Nicolaides A (Cyprus)
Novo S (Italy)
Skalkeas Gr. (Greece)
Schirger A (USA)
Tsakou-Saroglou (Greece)
Yazaki Y (Japan)
Deriu G. (Italy)
Castellani L (France)
Roztocil K.(Czech Rep)
Allegra A. (Italy)
Carpentier P. (France)

IN THIS ISSUE

***Report: on the 25th MLAVS
Congress- Ljubljana, Slovenia.
*Future MLAVS Meetings.**




Fig 1: Ljubljana, Slovenia

HOME PAGE OF MLAVS WEB SITE:

*INFORMATION
*NEWS
*CONGRESSES
*MULTICENTRE STUDIES
HOME PAGE – WWW.mlavs.org

NEWS IN ANGIOLOGY AND
VASCULAR SURGERY IN THE MEDITERRANEAN REGION

The 25th Mediterranean Congress of Angiology and Vascular Surgery took place in Ljubljana Slovenia from 22 to 24 of November 2015, under the Presidency of Prof Pavel Poredos. The venue of the Congress was Domus Medica, a specious building belonging to the Slovenian Medical Association.

Slovenia, has an extraordinary position at the crossroads of natural routs. It connects the Alps and the Adriatic Sea. Therefore, is a point of conduct between various cultures and peoples since the oldest time.

Ljubljana, the capital of Slovenia, is a city made to the measure of man. On one hand, it ranks among mid-sized European cities but offering the comforts of big capitals, while on the other hand it has preserved a small town friendliness and uniqueness of its own. In this magic environment, the 25th Mediterranean Congress took place under snow! The only MLAVS Congress that had this privilege!



Fig 2: The dragon of Ljubljana was killed by the legendary Jason, head of the Argonauts. He founded Ljubljana on his way to Greece, having already with him the stolen golden fleece from king Aetes.



Fig 3: Downtown in Ljubljana. The castle is on the top of the hill

The **scientific program** based on a large list of topics followed the tradition of the previous Congresses. It took place in two parallel rooms at the premises of the “Domus Medica”, the venue of the Congress. The program itself was composed of Joint Symposia, Oral Presentations and Posters. The sequence of events had as follows:



Fig 4: The president of MLAVS Prof Angelides and the president of the Congress Prof Poredos

SUNDAY (22/11/2015)

ROOM A: The opening Symposium in Hall A, had the title “**Abdominal Aortic Aneurysms**”. It dealt with “**Screening of AAA**” (A. Blinc), “**Inflammatory aortic aneurysms: How to identify them?**” (R. Martini and A. Visona). “**Endovascular treatment of AAA**” (T. Kljucevsek) “**Surgical treatment**

of AAA” (N. Angelides), and “**Follow up after aneurysm repair**” (T. V. Cuderman)



Fig 5: A group of participants

The next Symposium had the title “**Chronic venous insufficiency**”. It Included: “**Pathogenetic mechanisms and risk factors of CVI**” (L. Antignani) “**Micro-angiopathy**” (C. Allegra). “**The usefulness of CEAP classification in everyday clinical practice**”. (C. Latimer), “**Pharmacotherapy of CVI in clinical practice**” (N.K. Leskovec). “**The role of sclerotherapy in management of CVI**” (T.P. Rusigaj) and finally “**Endovascular Laser**” (A. Sicovec)



Fig 6: N. Angelides, P. L. Antignani and S. Novo at the opening Ceremony.

The next Symposium dealt with “**Critical limb Ischaemia**”. It composed

of the following Lectures: “**How to identify patients with CLI in diabetics and non-diabetics**” (P.L. Antignani), “**Surgical management of CLI**” (V. Flis), “**Endo-vascular management of patients with CLI**” (D. Kuhelj), “**The role of hybrid procedures for limb salvage**” (C. Dzinish) and finally “**The conservative management of patients with CLI**” (R. Martini).

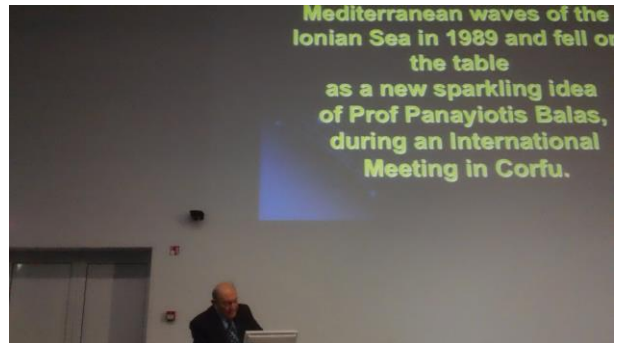


Fig 7: The President of MLAVS delivering the “Balas’s Lecture” during the Opening Ceremony.

The next Symposium dealt with “**The new terns in the management of venous thromboembolic disease**”. It was composed of the following Lectures: “**Air plethysmography and the new venous drainage index**” (E. Kalodiki), (**VTE:**




Fig 8: Spot from the Opening Ceremony
Diagnostic controversies” (M. Kozak), “**VTE: New anticoagulant drugs**” (G.

Tratar), **“Percutaneous re-vascularization of acute venous occlusions”** (M. Kozak) and finally **“Prevention of post thrombotic syndrome”** (I. Zuran).



Fig 9: The clock and the Surroundings.

The next Symposium in room A had the title **“How to manage patients with intermittent Claudication”**. It was composed of the following lectures: **“Diagnostic procedures and evaluation of the stage of the disease”** (P. Poredos); **“Are surgical procedures still indicated for management intermittent claudication?”** (J. Ksela); **“Endo-vascular management of IC”** (T. Kljucevsek); **“Not invasive management of IC”** (M. Catalano); and finally the lecture: **“Physical training and quality of life in patients with IC”** (M. P. Strukelj)



Fig 10: The three parallel bridges in the centre of Ljubljana

ROOM B

The first Symposium in Room B on Sunday was **“Highlights in Vascular Medicine”**. It was composed from the following lectures:



Fig 10: The river

“Advantages and disadvantages in management of vascular patients with DOI drugs” (J. Fareed); **“Treatment of pelvic congestion syndrome”** (Louy Altarazi); **“Access to microcirculatory disturbances in vascular patients”** (C. Allegra); **“Buerger’s disease: polymorphisms and circulating markers”** (B. Fazeli) and finally **“How to manage patients with poly-vascular disease”** (P. Poredos).



Fig 12: Downtown: Crossing one of the three parallel bridges

The second Round Table in room B was about **“antiphospholitis syndrome”** with the following Lectures: **“Clinical manifestations”** (A. Ambracic);




Fig 13: Ljubljana

“Laboratory diagnostics” (P. Zigon) and **“Anticoagulant therapy in antiphospholitic syndrome”** (M. Stalc).

This was followed by a joint symposium of Slovenian and Croatian Societies for vascular Surgery which was composed of two parts: Part one referred to **Surgical procedures on peripheral arteries**; it included the following lectures: **“Use of extra-cellular matrix patches -CorMatrix- in cardiac and vascular surgery”** (T. Klokacovnik); **“Revascularization of the visceral arteries”** (V. Flis); **“Carotid artery clamping-What next?”** (M. Gasparini, P. Pracek, and J. Muha); **“Local anaesthesia for carotid endarterectomy”** (I. Cvetko, V. Pazur, M. Strajacki, and M. Baksic).



Fig 14. Central square in the old town and the Castle of Ljubljana



Fig 15: The Bibliotheka of Ljubljana with the windows of the top floors having the shape of an open book.

Part two of the joint Symposium referred to **Miscellaneous invasive vascular Procedures**; it was composed of the following lectures: **“Factors affecting the maturation of arteriovenous fistulas in haemodialysis patients”** (D. Popovic, R. kaprivica, P. Chari); **“Surgical treatment of a retroperitoneal abcess in a drug user”** (M. Belingar); **“Chronic wound and impaired vessels”** (M. Makovec); and finally **“Endovascular treatment of saphenopopliteal vein insufficiency”** (A. Bergauer).



Fig 16: Visiting the Townhall

MONDAY (23/11/2015)
ROOM A

The scientific program in Room A started with the symposium **“How to identify patients at highest risk for Cardio-vascular events”**. The following

Lectures were included in this Symposium: **“Determination of vascular risk”** (Z. Fras);



Fig 17: Another central square downtown in Ljubljana

“Functional deterioration of vessel wall ED stiffness” (M. Sabovic); **“Identification of vulnerable atherosclerotic plaque in vivo”** (P. Poredos); **“Does the presence of preclinical atherosclerosis influence management of individual patients”?** (S. Novo); and the final lecture of this session was **“Thrombolysis and mechanical re-opening procedures of deep vein thrombosis”** (N. Baekgaard).



Fig 18: The backyard of our Hotel covered with snow.

The Joint Symposium of the Multi-National Chapter of IUA was next:



Fig 19: Ljubljana while snowing.

The following lectures were included: **“The benefit of treating blood pressure today recognize different targets?”** (F. Rizzoni); **How intensive treatment of diabetes is relevant to preventing cardiovascular events?”** (A. Janez); **“Cholesterol even lower is even better: New perspective after the IMROVE - IT and PCSK- inhibitors”** (S. Novo); The final lecture of this Symposium was **“Effects of smoking on endothelial function and benefit of stop smoking for cardiovascular prevention”** (P. Poredos).



Fig 20 Central square of Ljubljana. The effect of snow is obvious

The next symposium was a joint one with the Italian Society for Vascular Investigations. The following lectures were included: **“News in the classification”** (L. Antignani); **“Ultrasound evaluation”** (M. Vachi); **“Other diagnostic evaluations”**

(L. Aluigi); The last lecture was on “**Sclerotherapy and surgical Treatment**” (A. Sikovec)



Fig 22: Ljubljana has many spacious squares and parks.

The next Symposium on **Raynaud’s phenomenon**, was a joint one with the Central European Vascular Forum. It was composed of the follow lectures: “**Definition and Classification**” (A. Blinc); “**Clinical characteristics**” (P. Carpentier); “**Diagnostic procedures**” (C. Allegra); “**Treatment**” (P. Poredos). Similarly, the next Symposium was a joint one with the Slovenian Society for Vascular Diseases. The following lectures were included: “**Changes in cardio-vascular system during aging**” (D. Suput); “**Endothelial cells and aging**” (M. Sabovic); “**Extracellular matrix and aging**” (M. Janic); “**Results of percutaneous procedures in peripheral arteries in older patients**” (B. Krevel); and “**Effects of physical activity on aging**” (A. Blinc). The next Round Table dealt with **Superficial Venous Thrombosis**; it included the following lectures: “**VVs and SVT: pathogenetic mechanism**” (A. Spirkoska); “**Superficial venous thrombosis**” (Ch. Latimer); “**Diagnostic access in patients with**

SVT” (I. Zuran); “**Anticoaculation in patients with SVT**” (J. Fareed); “**The role of compression in management of CVI and SVT**” (T.P. Ruciga).



Fig 23: Prof Poredos during the opening ceremony

ROOM B

Abstract session evaluation

Balas’s Lecture: “Past and future of MLAVS Society: review of MLAVS Congresses”

(N. Angelides, President of MLAVS):

MLAVS was born in 1989 in Corfu. The League arose from the Mediterranean waves of the Ionian Sea (1989) and fell on the table as a new sparkling idea of Prof Panayiotis Balas, during an International Meeting in Corfu. I consider this Meeting as the founding Meeting of MLAVS. During this meeting Prof Balas proposed the creation of a Scientific League to promote Angiology and Vascular Surgery in the Mediterranean region; a League, which should act in a friendly co-operative spirit under the auspices of the IUA, uniting the National Vascular Societies of the Mediterranean Countries. Early the following year, a Constitutional Meeting took place in Milano, organized by Prof G. Biasi in Hotel Calla di Volpe. During this constitutional meeting it was declared that MLAVS will be established as a non-profit making Society. It was also decided that among MLAVS major activities will be the organization of a Mediterranean Congress yearly. Since then, 25 such Congresses have taken place and my intention today is to go through them quickly in

order to show the functional spirit of the Society. Moreover, it became apparent in Milan that the aims and intentions of MLAVS will be: (a) to foster friendship (b) to co-ordinate vascular matters in the Mediterranean region, and (c) to function as a bridge between the Mediterranean Countries and the IUA via the National Vascular Societies. Later on, the same year (1990), the II MLAVS Congress took place in Antalya, organized by Prof O. Ulutin. The III MLAVS Congress took place in association with the 7th European Congress in Rodos in 1991, organized by Prof Balas. The IV MLAVS Congress was organized in Corfu (1993) by Prof Balas, while the V MLAVS Congress was organized in Ajaccio Corsica in 1994 by Prof L. Castellani. VI MLAVS Congress was organized in Cagliari Sardinia in 1995 by Prof F. Pitzus. The VII MLAVS was organized in Limassol, by Prof N. Angelides in 1996. The VIII MLAVS was organized in Alexandria, by Prof E. Hussein in 1997. The IX MLAVS Congress was organized in Vilamoura in conjunction to the 12th European Vascular Meeting of IUA. These Meetings were organized by Prof J Fernandes in 1998 and were equally successful as all the previous MLAVS Congresses. The X MLAVS Congress took place in Tel Aviv by Prof E. Antebi. In the final announcement this Congress was characterized (wrongly) as IX instead of X, and in order to keep the continuity I decided to call it IX-B. So, the X MLAVS Congress took place in Barcelona in 2000 millennium year organized by Prof E. V. Manresa. The XI MLAVS Congress was organized in 2001 on the Island of Chios by Prof Tripolitis. The XII MLAVS Congress was organized in Pafos, Cyprus, by Prof N Angelides in 2002.. The next XIII MLAVS was organized in Syracuse in 2003 by Prof G. M. Andreozzi. The XIV MLACS Congress. The XIV MLACS Congress was organized in Portoroz, Slovenia in 2004 by Prof P. Poredos. The XV MLAVS Congress was organized in 2005 by Prof S. Novo in Synici, Sicily. While the XVI

MLAVS Congress was held in 2006 In Hersonisos, Crete, organized by Prof Ch. Liapis. The XVII MLAVS Congress was organized in 2007 in Nicosia, Cyprus by Prof N. Angelides in conjunction with the 17th EUROCHAP of IUA. The next XVIII MLAVS was organized by Prof E. Hussein in Mena House Oberoi in Cairo by the shadow of the grand pyramid, in 2008. The IXX MLAVS Congress was organized in Palermo, in 2009 by Prof Novo. The XX MLANS Congress was organized in 2010 by Prof Fabrizio Benedetti-Valentini in Rome, while the XXI MLAVS Congress was organized in Genoa by Prof C. Campisi in 2011. The next XXII MLAVS Congress took place in Civitavecchia Italy in 2012 organized by Prof L. Antignani. The XXIII MLAVS Congress was organized in Volos, Greece in 2013 by Prof Th. Giannoukas. The XXIV MLAVS held in Palermo in 2014 organized by Prof S. Novo. Finally the XXV MLAVS Congress took place in Ljubljana in 2015 organized by Prof Poredos at the peak of the economic crisis. But despite of the fact that I have so far covered a part only of the MLAVS activities, I believe that the role of our Society in the future will remain active and basically unchanged.

Future MLAVS Congresses

XXVI MLAVS Congress
27-29 October 2016
Agia Napa Cyprus
President: Prof N. Angelides

XXVII MLAVS Congress
2017
Sharm el Sheikh Egypt
President: Prof E. Hussein

This Edition of MEDLET has been compiled by the President of MLAVS Prof. N. Angelides. (ISSN No 1450-2062)



